

Ilen

make a FLIP BOOK IN THREE SIMPLE STEPS

Two Abbey fishermen pole their Angling Cot (brocaun) on the River Shannon at Limerick City.

You will need:

- Scissors
- Paper clip/ Binder clip/ Staples



1. Ask a grown-up to help you cut out all the mini pages from the template sheets provided.



2. Arrange the pages in numerical order. You will see the numbers on the left side of each sheet.




3. Once the pages are in a neat stack, bind the left side edge of your flip book using a paper clip, binder clip or staples.




Your flip book is ready!

Use your thumb to flip through the pages and watch the boat move through the water and current.


00




01




02




03



04



05



06



07



08



09



10



11



Ask a grown-up to help you cut out each book page.

Ilen

12



13



14



15




16




17



18




19




20




21



22



23



Ask a grown-up to help you cut out each book page.

Ilen